

VOLU-probe / FI

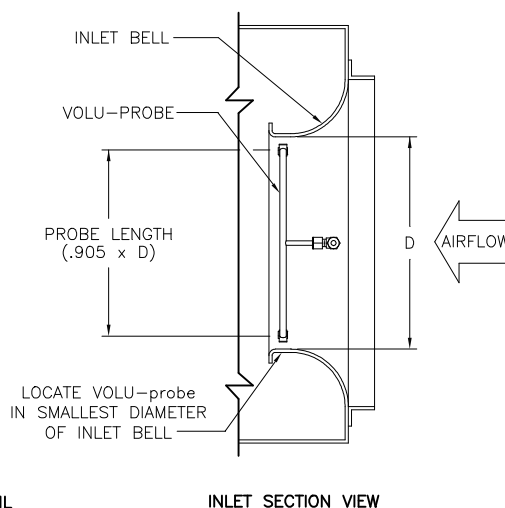
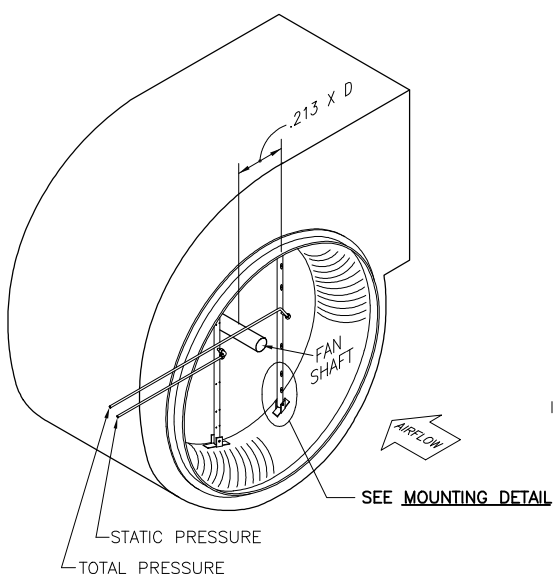
FAN INLET AIRFLOW TRAVERSE PROBE

- SINGLE WIDE, SINGLE INLET
- FAN INLETS LESS THAN 20" IN DIAMETER

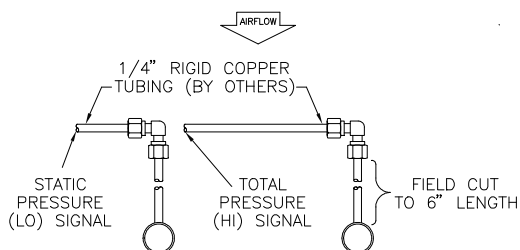
STANDARD CONSTRUCTION

Probe.	3/8" copper tube.
Mounting Brackets.	Galvanized steel.
Connection Fittings.	1/4" brass compression type.
Operating Temperature.	Continuous operation to 200°F.

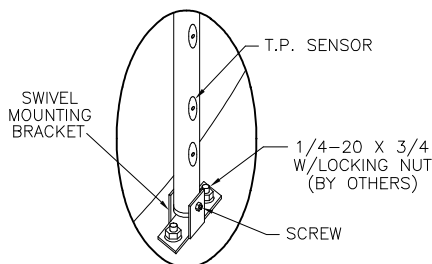
DIMENSIONAL SPECIFICATIONS



INLET SECTION VIEW



SIGNAL CONNECTION DETAIL



MOUNTING DETAIL

